

# The [F-D] key.

*This resource was written by Derek Smith with the support of CASIO New Zealand. It may be freely distributed but remains the intellectual property of the author and CASIO.*

Select RUN mode from the main menu by using the arrow keys to highlight the RUN icon or pressing 1




AND

Select LINK mode from the main menu by using the arrow keys to highlight the LINK icon or pressing D.




This worksheet shows how the calculator [F-D] key can be used to capture images [copy] and its dual function as a fraction – decimal conversion key.

In **RUN** mode the calculator can convert fractions to decimals by pressing the [F-D] key.

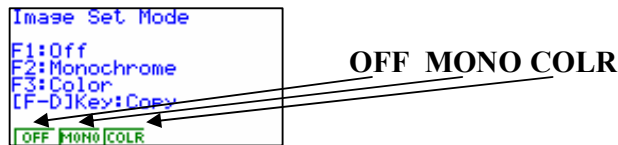


Press **EXE** for the answer.



Then pressing the [F-D] key it will convert to **87.5** (a decimal), press the [F-D] key again and it will convert back to **87 ½** (a fraction).

In **LINK** mode pressing the [F-D] key functions as the ‘screen capture’ for these screen snaps that help produce these worksheets.



The setting for the [F-D] key to be used as a fraction to decimal converter is **OFF**.

By pressing **F6** you can change the [F-D] key to either transmit screen snaps in monochrome or colour (if you have a Casio® CFX 9850G (GB or GB plus) models, by selecting **F2** or **F3**.

